

3-1971030-3 ✓ ACTIVE




GRACE INERTIA 2.0

TE Internal #: 3-1971030-3

Rectangular Connector Housings, Wire-to-Board, 3 Position, .079 in [2 mm] Centerline, 1 Row, Nylon 66 GF, Plug, Socket, GRACE INERTIA 2.0

[View on TE.com >](#)

Connectors > Rectangular Connectors > Rectangular Connector Housings > STD Temp Sig GRACE INERTIA Plug



Connector System: **Wire-to-Board**

Number of Positions: **3**

Centerline (Pitch): **2 mm [.079 in]**

Number of Rows: **1**

Housing Material: **Nylon 66 GF**

[All STD Temp Sig GRACE INERTIA Plug \(63\)](#)

Features

Product Type Features

| | |
|-----------------------------------|---------------|
| Connector System | Wire-to-Board |
| Connector & Housing Type | Plug |
| Sealable | No |
| Connector & Contact Terminates To | Wire & Cable |
| Connector Type | Housing |
| Product Type | Connector |

Configuration Features

| | |
|---------------------|----|
| Number of Cavities | 3 |
| Number of Positions | 3 |
| Number of Rows | 1 |
| Preloaded | No |

Electrical Characteristics



| | |
|-------------------|--------|
| Operating Voltage | 50 VDC |
|-------------------|--------|

Contact Features

| | |
|------------------------|---------|
| Contact Layout | Inline |
| Multiple Contact Types | Without |
| Shunts/Shorting Bars | Without |
| Contact Type | Socket |

Mechanical Attachment

| | |
|-------------------------|----------------------------|
| Panel Mount | No |
| Panel Mount Feature | Without |
| Connector Mounting Type | Cable Mount (Free-Hanging) |

Housing Features

| | |
|--------------------|---------------|
| Centerline (Pitch) | 2 mm[.079 in] |
| Housing Material | Nylon 66 GF |
| Housing Color | Yellow |

Dimensions

| | |
|--------|------------------|
| Height | 7.9 mm[.311 in] |
| Length | 7.54 mm[.297 in] |
| Width | 6.75 mm[.266 in] |

Usage Conditions

| | |
|-----------------------------|----------------------------|
| Operating Temperature Range | -30 – 105 °C[-22 – 221 °F] |
|-----------------------------|----------------------------|

Operation/Application

| | |
|------------------------------|---------|
| Assembly Integration Feature | Without |
| Circuit Application | Signal |
| For Use With | Header |

Identification Marking

| | |
|--------------------------------|---------|
| Circuit Identification Feature | Without |
|--------------------------------|---------|

Industry Standards

| | |
|------------------------|----------|
| Agency/Standard | UL |
| UL Flammability Rating | UL 94V-0 |

Packaging Features

| | |
|--------------------|-----|
| Packaging Quantity | 600 |
|--------------------|-----|

Packaging Method

Package

Product Compliance

[For compliance documentation, visit the product page on TE.com>](#)

| | |
|---|---|
| EU RoHS Directive 2011/65/EU | Compliant |
| EU ELV Directive 2000/53/EC | Compliant |
| China RoHS 2 Directive MIIT Order No 32, 2016 | No Restricted Materials Above Threshold |
| EU REACH Regulation (EC) No. 1907/2006 | Current ECHA Candidate List: JUNE 2022 (224) Candidate List Declared Against: JUNE 2022 (224) Does not contain REACH SVHC |
| Halogen Content | Not Low Halogen - contains Br or Cl > 900 ppm. |
| Solder Process Capability | Not applicable for solder process capability |


Product Compliance Disclaimer

This information is provided based on reasonable inquiry of our suppliers and represents our current actual knowledge based on the information they provided. This information is subject to change. The part numbers that TE has identified as EU RoHS compliant have a maximum concentration of 0.1% by weight in homogenous materials for lead, hexavalent chromium, mercury, PBB, PBDE, DBP, BBP, DEHP, DIBP, and 0.01% for cadmium, or qualify for an exemption to these limits as defined in the Annexes of Directive 2011/65/EU (RoHS2). Finished electrical and electronic equipment products will be CE marked as required by Directive 2011/65/EU. Components may not be CE marked. Additionally, the part numbers that TE has identified as EU ELV compliant have a maximum concentration of 0.1% by weight in homogenous materials for lead, hexavalent chromium, and mercury, and 0.01% for cadmium, or qualify for an exemption to these limits as defined in the Annexes of Directive 2000/53/EC (ELV). Regarding the REACH Regulation, the information TE provides on SVHC in articles for this part number is based on the latest European Chemicals Agency (ECHA) 'Guidance on requirements for substances in articles' posted at this URL: <https://echa.europa.eu/guidance-documents/guidance-on-reach>

Compatible Parts

| | | | |
|--|--|---|--|
|  <p>TE Part # CAT-G7534A-C1701 STD Temp Sig GRACE INERTIA Cap</p> |  <p>TE Part # CAT-G7534A-P729 STD Temp Sig GRACE INERTIA Plug</p> |  <p>TE Part # 1903392-1 GIC 2.5 W CAP HSG 3P NATURAL</p> |  <p>TE Part # 3-2367943-3 GI2.0EV VT SMT Potting HDR,YLW,Key D,3P</p> |
|--|--|---|--|

Also in the Series | **GRACE INERTIA 2.0**




PCB Headers & Receptacles(70)



Rectangular Connector Housings(20)



Standard Rectangular Connectors(18)



Wire-to-Board Connector Assemblies & Housings(1)



Wire-to-Board Connector Contacts(3)

Documents

Product Drawings

[3POS Plug Housing for GIC 2.0 EV Series](#)

English

CAD Files

[3D PDF](#)

3D

Customer View Model

[ENG_CVM_CVM_3-1971030-3_F_c-3-1971030-3-f.2d_dxf.zip](#)

English

Customer View Model

[ENG_CVM_CVM_3-1971030-3_F_c-3-1971030-3-f.3d_igs.zip](#)

English

Customer View Model

[ENG_CVM_CVM_3-1971030-3_F_c-3-1971030-3-f.3d_stp.zip](#)

English

By downloading the CAD file I accept and agree to the [Terms and Conditions](#) of use.

Product Specifications

[Product Specification](#)

English

Product Environmental Compliance

[TE Material Declaration](#)

English